

Transportation

Taxi

タクシー

takushī

There are three categories of taxis: small taxis holding four passengers; medium taxis, and taxi-vans. The latter can seat nine passengers and are available by reservation.

Basic fares vary according to the size of the taxi, distance, and time. If you take a taxi between 10:00 p.m. and 5:00 a.m., a 20% surcharge is added. It is not customary to tip.

Taxi Fare Table

| Size | First 1.3km | After 1.3km | Time |
|----------|-------------|-------------|--------------------|
| Small | ¥580 | ¥80/333 m | ¥80/2 min. 15 sec. |
| Medium | ¥590 | ¥80/288 m | ¥80/2 min. |
| Taxi van | ¥660 | ¥90/255 m | |

How to take a taxi

To catch a taxi, simply raise your hand to a passing taxi. Available cabs have red sign, “空車.” Board the taxi from the rear leftside door, which is opened and closed automatically by the driver. You can also call a taxi by phone.

| Taxi Company | | TEL |
|----------------|-------|--|
| Ekimae | 駅前 | 0897-37-2308 |
| Shinonome | 東雲 | 0897-33-8061 |
| Akagane | あかがね | 0897-33-6661 0897-41-7111 |
| Nakahagi | 中萩 | 0897-41-6011 |
| Hikari | 光 | 0897-43-7077 |
| Kintetsu | 近鉄 | 0897-37-3070 0897-37-2504 0897-34-2711 |
| Tamamo | たまも | 0897-33-5656 |
| Tomoe | 巴 | 0897-37-3416 |
| Nisshin | 日新 | 0897-32-2764 |
| | | 0897-32-5330 |
| Ikku-eigyō-sho | 一宮営業所 | 0897-35-1150 |

Airport Shuttle(シャトルタクシー)

Kintetsu taxi offers a "Shuttle Taxi" service which is available by reservation to and from Matsuyama airport. The fare is ¥3,500 per person (one way); the taxi holds up to 9 people and may pick up other people on the same trip. They will call the day before to confirm your reservation.

You must make your reservation by 6:00 p.m. 2 days before you need the service.

This service is available from Kintetsu Taxi only. TEL: (0897) 37-2997

What to say

- When you call for a taxi on the phone

Please send a taxi to _____
_____まで お願いします。
_____made onegai shimasu.

- When you take a taxi to _____.

To _____, please.
_____まで お願いします。
_____ made onegai shimasu.



- Go straight, please.

まっすぐ 行って ください。
Massugu itte kudasai.

- Excuse me. Please turn right (left) at that traffic light.

すみません。あの しんごうを みぎ (ひだり) へ まがって ください。
Sumimasen. Ano shingō o migi (hidari) e magatte kudasai.

- Please stop in front of _____.

_____のまえで とめて ください。
_____ no mae de tomete kudasai.

代行サービス daikō sābisu (運転代行) (untendaikō)

If you drive by car to a restaurant and drink alcohol, there are companies which will pick you up and drive you and your car home. It is very convenient and affordable.

| | | |
|----------------------|------------|------------------|
| Ageha-daikō-untan | あげは代行運転 | TEL 0897-40-8668 |
| Tsukasa daikō-untan | つかさ代行運転 | TEL 0897-33-6639 |
| Zoo daikō-sābishu | Zoo 代行サービス | TEL 0897-37-3711 |
| Ichiriki-daikō-untan | 一力代行運転 | TEL 0897-36-0626 |
| Satsuki daikō-untan | さつき代行運転 | TEL 0897-46-5733 |
| Himawari daikō-untan | ひまわり代行運転 | TEL 0897-35-3565 |
| Niihama daikō-untan | 新居浜代行運転 | TEL 0897-36-1131 |
| Seven daikō-untan | セブン代行運転 | TEL 0897-33-4033 |

Railway

鉄道

tetsudō

There are two types of Japan Railway (JR) trains which you can take from Niihama Station.

Futsū (普通): a local train

tokkyū (特急): a special express train

When you want to take a futsū train, you only need a basic fare ticket. But when you want to take a tokkyū train, you have to pay for the basic ticket, plus an extra ticket called tokkyūken (特急券) or express ticket. The cost depends on the distance. And when you change trains, you must have a separate tokkyū-ken ticket for each subsequent tokkyū train.

Chart 2 shows you the required time and the fare for each type of train between stations in Shikoku. An extra fee is required for a reserved seat ticket, shiteiken (指定券) or a first-class seat ticket "green" ken (グリーン券), an extra fee is required.

Short-distance tickets are available from ticket vending machines at the station.

Other tickets can be bought at the ticket window of the station or at the Eki Warp Plaza adjoining the station or travel agency.

If you have any difficulties in purchasing a ticket, ask the station staff at the ticket window. They can help you.

To enter the platform area, show your ticket to the station attendant at the entrance gate and have it stamped.

You will also be asked by the conductor to show your ticket.

On many trains, the conductor may ask to show your ticket to the station attendant at the exit gate.

What to say:

- When you want to buy two tickets for Matsuyama:

Can I have two tickets for Matsuyama, please?

まつやままでのきっぷを2まいください。


Matsuyama made no kippu o ni mai kudasai.

- When you want to know if the train goes to Matsuyama:

Does this train go to Matsuyama?

このでんしゃはまつやまへいきますか。

Kono densha wa Matsuyama e ikimasu ka.



Some bargain train tickets of JR Shikoku

Hanshin Ōfuku Furī Kippu (阪神往復フリーキップ)

A round-trip ticket to the Osaka/Kōbe area from Niihama: ¥17,700

You can take a bullet train and you can break your trip and reboard for free but it can only be used on JR trains in the Osaka/Kōbe area.

S Kippu (discount tickets in Shikoku)

Niihama-Matsuyama (non-reserved seat)

A round-trip ticket for ¥5,240 (valid for 4 days)

A book of 4 coupons for ¥9,400 (3 months)

Niihama-Matsuyama (reserved seat)

A round-trip ticket for ¥5,660 (valid for 4 days)

Niihama-Takamatsu (non-reserved seat)

A round-trip ticket for ¥7,120 (valid for 4 days)

A book of 4 coupons for ¥13,200 (3 months)



* Tokuwari (トク割)

Matsuyama-Takamatsu

A book of 2 coupons for ¥7,740 (reserved seat)

A book of 4 coupons for ¥15,080 (reserved seat)

* Sēishun 18 Kippu (青春18切符)

One day pass for JR local train

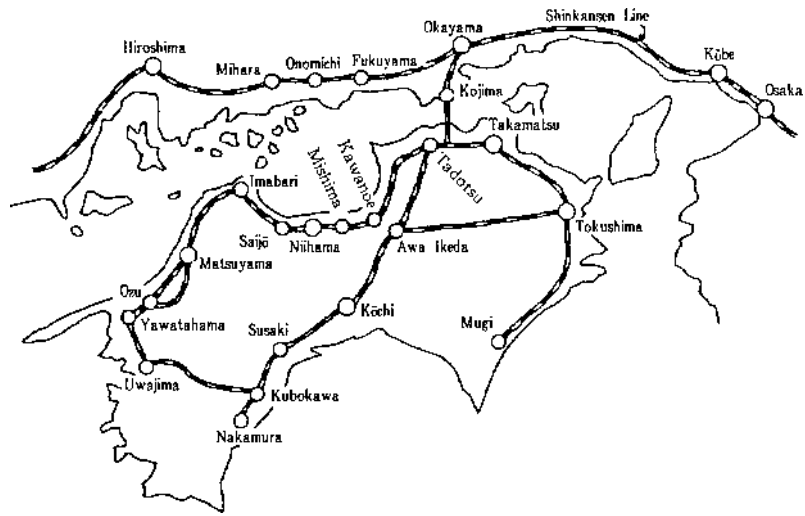
A book of 5 coupons for ¥12,050

You can purchase and use tickets during certain period (determined every year).

* Jipangu Club (membership system)

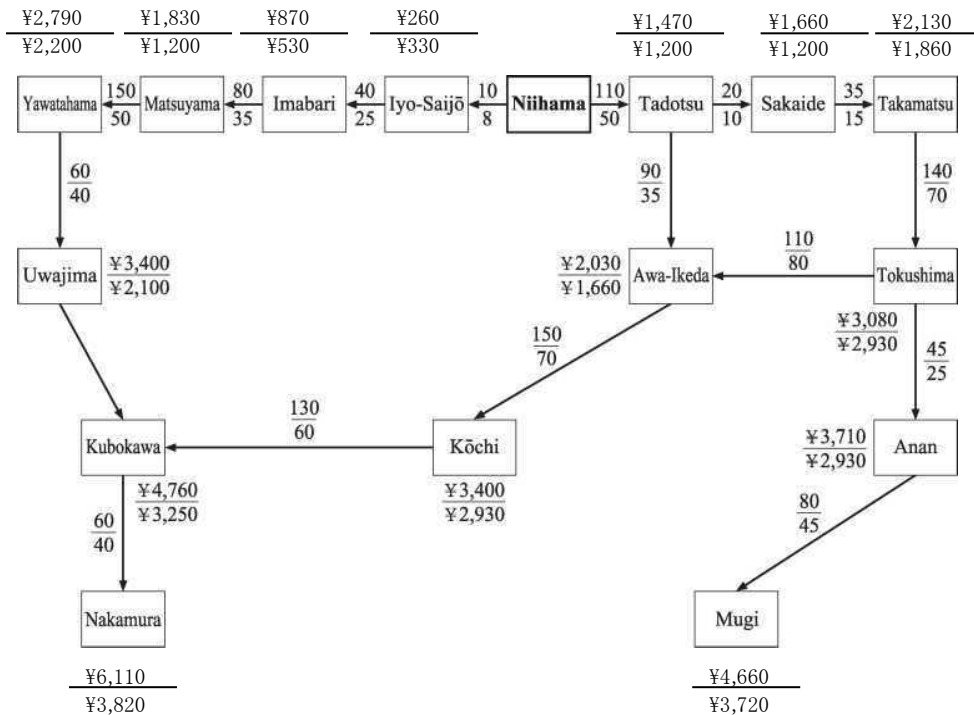
You can have tickets at up to a 30% discount for all JR trains. You need to be 65 years old or over for men, 60 years old or over for women then pay an annual membership fee of ¥3,840. (Fee for a married couple: ¥ 6,410)

Route of JR Trains



Required Time and Fares (Rates as of Oct. 01, 2019)

Required time _____
 (minutes) _____
 Fares from Niihama _____
 extra charge for Tokkyū train _____



How to Go to Kobe, Osaka, Tokyo

神戸、大阪、東京への便

Kobe, Osaka, Tokyo e no bin

1. 瀬戸内バス (Setouchi-Bus) TEL: (0898) 23-3881 (10:00 a.m. ~ 6:00 p.m.)

★大阪 (Osaka)・神戸 (Kobe)

Bus Fee: Osaka (Umeda) ¥4,900 Kobe (Sannomiya) ¥4,700



| Departure (出発 shuppatsu) | | Arrival (到着 tōchaku) | |
|------------------------------|-----------------|----------------------|---------------|
| 新居浜住友病院前 | 新居浜駅 | 神戸 (三宮) | 大阪 (梅田) |
| Niihama Sumitomo Byōinmae | Niihama Station | Kobe (Sannomiya) | Osaka (Umeda) |
| 6:50 am | 7:00 am | 10:00 am | 11:25 am |
| 8:30 am | 8:40 am | 12:20 pm | 1:05 pm |
| 9:55 am | 10:05 am | 1:45 pm | 2:30 pm |
| 10:5 am | 11:05 am | 2:45 pm | 3:30 pm |
| 12:25 pm | 12:35 pm | 4:15 pm | 5:00 pm |
| 2:25 pm | 2:35 pm | 6:15 pm | 7:00 pm |
| 4:55 pm | 5:05 pm | 8:45 pm | 9:30 pm |
| 6:25 pm | 6:35 pm | 10:15 pm | 11:00 pm |
| 11:20 pm | 11:30 pm | 5:00 am | 5:45 am |

| Departure (出発 shuppatsu) | | Arrival (到着 tōchaku) | |
|--------------------------|------------------|----------------------|------------------------------|
| 大阪 (梅田) | 神戸 (三宮) | 新居浜駅 | 新居浜住友病院前 |
| Osaka (Umeda) | Kobe (Sannomiya) | Niihama Station | Niihama Sumitomo Byōinmae |
| 8:00 am | 8:50 am | 12:30 pm | 12:40 pm |
| 10:00 am | 10:55 am | 2:35 pm | 2:45 pm |
| 11:30 am | 12:20 pm | 4:00 pm | 4:10 pm |
| 1:00 pm | 1:50 pm | 5:30 pm | 5:40 pm |
| 3:00 am | 3:50 pm | 7:30 pm | 7:40 pm |
| 5:00 am | 5:50 pm | 9:30 pm | 9:40 pm |
| 6:00 pm | 6:50 pm | 10:25 pm | 10:35 pm |
| 7:00 pm | 7:50 pm | 11:25 pm | 11:35 pm |
| 10:50 pm | 11:40 pm | 5:30 am | 5:40 am |

★東京 (Tokyo)

Express bus (Pirates ハ イレーツ) Fare: ¥11,700

| Departure (出発 shuppatsu) | | Arrival (到着 tōchaku) | |
|--------------------------|--------------------------------|---|----------------------|
| 新居浜営業所 | 三島川之江 IC | 二子玉川ライズ 楽天クリムゾンハウス | 渋谷マークシティ 5F |
| Niihama Eigyōsho | Mishima Kwanoe Inter Change | Futako Tamagawa Rise Rakuten Crimson House | Shibuya Mark City 5F |
| 8 : 10 pm | 8 : 45 pm | 6 : 00 am | 6 : 30 am |

| Departure (出発 shuppatsu) | | Arrival (到着 tōchaku) | |
|--------------------------|---|--------------------------------|------------------|
| 渋谷 マークシティ 5F | 二子玉川ライズ 楽天クリムゾンハウス | 三島川之江 IC | 新居浜営業所 |
| Shibuya Mark City 5F | Futako Tamagawa Rise Rakuten Crimson House | Mishima Kwanoe Inter Change | Niihama eigyōsho |
| 8 : 20 pm | 8 : 50 pm | 6 : 05 am | 6 : 40 am |

★新居浜 (Niihama) ←→ 松山 (Matsuyama)

瀬戸内バス (Setouchi-Bus) TEL: (0897) 33-9166

Fare: One way ¥1,570 2 hrs. 15min. Round-trip ¥2620

Book of 4 tickets ¥5,020



★新居浜 (Niihama) ←→ 今治 (Imabari) via Saijō

瀬戸内バス (Setouchi-Bus) TEL: (0897) 33-9166

Fare: One way ¥1,050 1hr. 42 min. Leaves at about 1-hour intervals

2. JR (Train)

To Osaka, Kyoto, Fukuoka, or Tokyo, by “Shiokaze” and “Nozomi”,
Non-reserved seat (Tickets can be used up to 4days after purchase.)

★大阪 (Osaka) About 2 hrs. 37 min. Round-trip: ¥17,440

★京都 (Kyoto) About 2 hrs. 53 min. Round-trip: ¥22,000

★福岡 (Fukuoka) About 3 hrs. 40 min. Round-trip: ¥29,860

★東京 (Tokyo) About 5 hrs. 6 min. Round-trip: ¥34,960



3. Ferry See page 79!

4. Package Tour (パック旅行)

☆フジトラベルサービス

TEL:(0897) 32-4001

(Fuji Travel Service)

☆JTB イオンモール新居浜店

TEL: (0897) 32-7700

(JTB Aeon Mall Niihama)

☆JR 新居浜駅ワーププラザ

TEL: (0897) 34-4861

(JR Niihama Station Warp Plaza)

5. By Car (車)

You have ETC discount available on Saturdays, Sundays, and holidays.



☆To main cities in Shikoku

| | | Distance | Expressway Toll | Toll with ETC |
|-----------|----|----------|-----------------|---------------|
| Matsuyama | 松山 | 58 km | ¥ 1,730 | ¥ 1,210 |
| Takamatsu | 高松 | 93.4 km | ¥ 2,690 | ¥ 1,880 |
| Kochi | 高知 | 85 km | ¥ 2,470 | ¥ 1,730 |
| Tokushima | 徳島 | 125 km | ¥ 3,380 | ¥ 2,370 |



Expressway

高速道路
kōsokudōro

The expressway in Japan (corresponding to freeway, expressway, speedway or superhighway of the U.S., motorway, or turnpike of the U.K.) is essentially a toll road. At the entrance gate onto an expressway, you pull out a slip with the name of the interchange, and the bar will lift allowing you to enter the expressway. At the exit gate you hand the attendant the slip, pay the toll, get the receipt and the bar will lift allowing you to exit the expressway.

Other than this system, there is an automatic system called the ETC (electronic toll collection) system to use expressways. To use this system, you must have an ETC device in your car installed by an auto-shop and ask a financial institution where you have an account to issue an ETC card. Insert the ETC card into the slot in the ETC device in your car, and the bar will open automatically when you approach the highway entrance gate for ETC users. To exit the expressway, you must also go to the ETC gate, and the bar will open automatically, and the toll will be indicated on the electronic billboard and withdrawn from your account later.

Both the ETC device and its installation cost money. There is a discount on the toll during commuting hours, on holidays, etc., provided for ETC users.

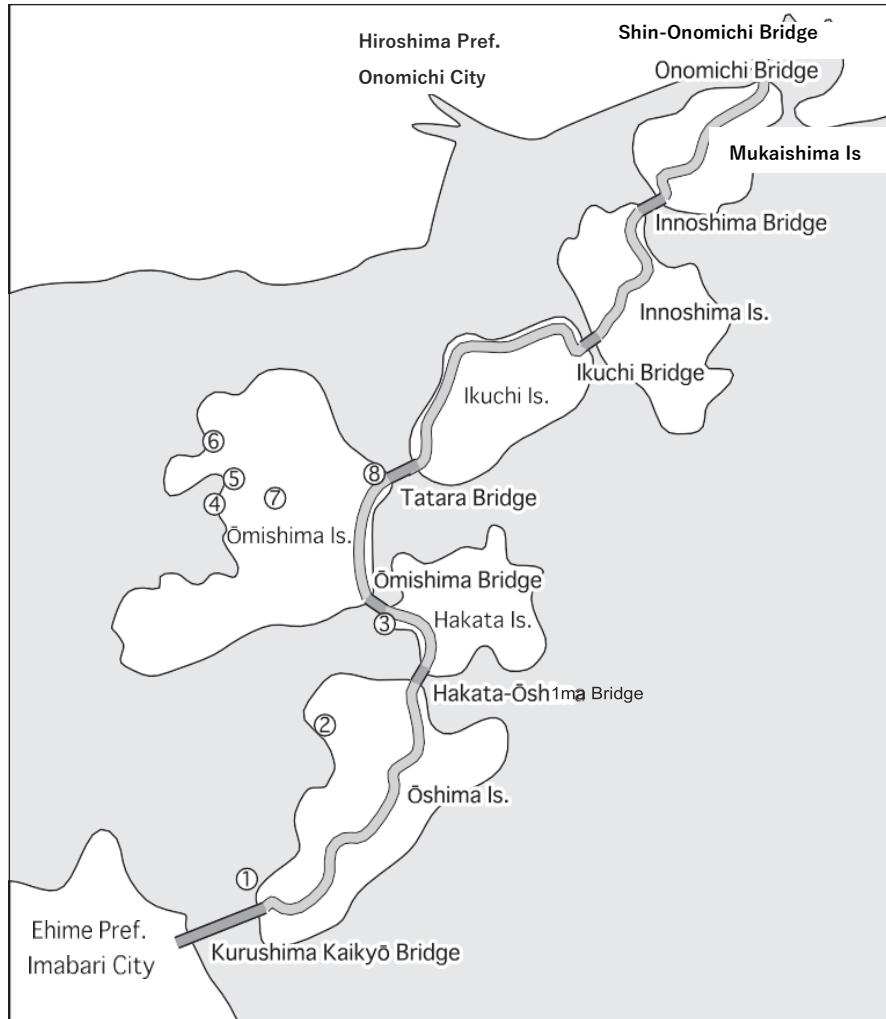
For further information, please visit the home page of E-NEXCO Drive Plaza (<https://www.driveplaza.com/>).



Shimanami Kaidō

しまなみ海道
shimanami kaidō

Also called 西瀬戸自動車道 (Nishi-seto-Jidōshadō)
To Ehime (Imabari City) from Hiroshima (Onomichi City)



There are eight bridges between Ehime and Hiroshima. You can cross on foot, by bicycle, and by car.

- Walking Free
- Cycling Free ~3/31/2020. (Special service period)
(Fees are determined every year)
- Car ¥350~¥3,370 (Standard-sized car, Sub-compact)

Rental bicycle

You can rent bicycles at Sunrise Itoyama in Imabari.

TEL: (0898) 41-3196 <http://www.sunrise-itoyama.jp>

| | |
|---------|--|
| Fee | Adults / Elementary school children or under ¥1,000 / ¥300 / day Electrically assisted bicycle ¥1,500 / 6hrs Electrically assisted bicycle (with a child seat) ¥1,500 / 6hrs Tandem bicycle ¥1,200 / day |
| Deposit | Adults / Elementary school children or under ¥1,000 / ¥500 / bicycle (deposit will be refunded when the bicycle is returned) |
| Open | 8:00~20:00 (April to September) 8:00~17:00 (October to March) |

※ Bicycle rental avail. w/o reservation, but reservations recommended.

Sightseeing Spots on the Shimanami Kaidō

① Road Station of Yoshiumi Iki-iki-kan

TEL: (0897) 84-3710

A restaurant and a souvenir shop.

Special Seafood barbeque.

You can see the whirlpools up close from the Kurushima Strait rapid tide boat and see the shipyard from the sea. The boat stop is a 5-minute walk from iki-iki-kan.

② Yoshiumi Rose Park

TEL: (0897) 84-2111

3,500 rose bushes of 400 kinds are planted in the park.

The blooming season is from May to December.

There are Rose festivals in late May and late October when the rose flowers are at their peak.

③ Hakata Sports & Culture Park

(Road Station Marine Oasis Hakata)

TEL: (0897) 72-3300

Restaurant serves meals of fresh seafood and vegetables.

Salty soft ice cream is especially popular.

Nearby is “Dolphin Farm Shimanami.” an experience facility where you can interact with dolphins and whales. There is also an auto campsite.

TEL: (0897) 72-8787

④ Hirakiyama Park

A 10-minute drive from Marine Oasis Hakata.

1,000+ cherry trees. The Shimanami islands and bridges can be seen from the observatory. Crowded even weekdays in season. Shuttle bus avail. from Marine Oasis Hakata.



⑤ Marie Gracia Ōmishima

TEL: (0897) 82-0100

This is a public bath. There are many kinds of baths such as an open-air bath, a jet massage bath, a walking bath, a salt water bath, and a sauna.

Open 10:00~20:00 (last entry: 19:30)

¥520 for adults ¥420 for those 65 and over

¥260 for children

Free for 3 years old or under

⑥ Ōyamazumi Shrine

TEL: (0897) 82-0032

Many national treasures and important cultural properties, including armor collected from all over Japan.

One large camphor tree, there is about 2,600 years old. Another camphor tree, called a praying-for-rain tree is 3,000 years old.

⑦ Ōmishima Museum of Art

TEL: (0897) 82-1234

Open 9:00~17:00

¥500 for adults ¥250 for University students

Free for High school students and under



⑧ Road Station Shimanami no Eki Mishima

There are restaurants, souvenir shops and a tourist information center.

⑨ Road Station Tatara Shimanami Park

A campsite where you can enjoy a spectacular view of Tatara Bridge. Fully equipped, with convenient cottages.

(¥6,000/night) There is a natural hot spring nearby if you are getting tired of travel.

There is a special bell for happiness from Normandy France. One person striking the bell brings happiness for one. Two people striking the bell brings happiness for two. Everybody striking the bell brings happiness for everybody. You must strike the bell here!



Bus

バス
basu



Busses provide service around Niihama and neighboring districts.

★When you want to get on a bus

Raise your hand when you see your bus coming toward the bus stop so that the driver knows you want to get on the bus.

Get on the bus at the center door or the rear door and take a boarding ticket (整理券 seiriken) from the ticket dispenser just inside the door.

★When you want to get off

Push the buzzer near the window after the name of the bus-stop where you want to get off is announced.

The board above the driver shows the necessary fare to be paid.

You can find your fare under the same number as your boarding ticket.

Put your fare and the boarding ticket into the fare box at the exit, which is found near the driver.

There is also a money changing machine by the driver.

Remember to get off at the front of the bus.

★What to say:

When you want to know if the bus goes to your destination:

Does this bus go to _____?

Kono basu wa _____ e ikimasu ka.

このバスは _____ へ いきますか。



★When you want someone to tell you where to get off:

Please tell me when I get to _____.

_____ で おります。おしえて ください。

_____ de orimasu. Oshiete kudasai.

★When you want to change money:

Please change money.

りょうがえを おねがい します。

Ryōgae o onegai shimasu.



Long-Distance Bus Service

as of 2019.8

| | Route | Express Bus (Tokkyū) | Frequency | Travel Time | Information |
|---|---|---|--|--------------------|---|
| to Imabari | Niihama Eki - Imabari (via Saijō) | ¥1,030 (one way) | every hour | 1 hour 42 minutes | Setouchi Bus TEL: (0897) 33-9166 |
| Express bus (Tokkyū) to Matsuyama | Niihama Eki - Matsuyama (via Saijō) | ¥1,540 (one way) ¥2,620 (round-trip) | every hour | 2 hours 10 minutes | Setouchi Bus TEL: (0897) 33-9166 Iyotetsu Bus TEL: (089) 941-3574 |
| "PIRATES" Express Night Bus to Tokyo Joint Service of Setouchi Bus & Keihin Kyūkō | Imabari - Tōyo- Saijō - Niihama - Mishima- Kawano Interchange - Futako Tamagawa - Shibuya | ¥11,500 (one-way from Niihama) | 8:10 p.m. (Niihama Eigyōsho) ——— 6:30 a.m. (Shibuya Mark City) | | Setouchi Bus Reservation Center (9 a.m.~6 p.m.) TEL: (0898)22-8800 Keihin Kyūkō Bus Reservation Center (9 a.m.~6:30 p.m.) TEL: (03)3743-0022 |
| | | | 8:20 p.m. (Shibuya Mark City) ——— 6:40 a.m. (Niihama Eigyōsho) | | |
| <p>★All seats for Tokyo must be bought in advance, and seats may be reserved by telephone. ★You can do it beginning one month before your departure. ★You can get tickets at Setouchi Bus offices or the Setouchi Kankōsha TEL: (0897) 37-3580) and other travel agencies. ★A child's fare (elementary school age or younger) is half of an adult's.</p> | | | | | |
| <p>Caution: Not all busses are express (tokkyū).Some busses make stops. Express busses have a red 特急 mark on the destination sign, or ask for "Tokkyū de onegai shimasu".</p> | | | | | |

Chart of Time between Stations

Niihama Terminal (Niihama Eigyōsho 新居浜営業所)

Kawanoe Terminal (Kawanoe Eigyōsho 川之江営業所)

| (min.) | | First bus | Last bus |
|--------|---|--------------------|-----------|
| 0 | Niihama Terminal (Niihama Eigyōsho) (新居浜営業所) | 6:20 a.m. | 6:21 p.m. |
| 4 | Nishibara (西原) | ↓ | ↓ |
| 11 | Motozuka (元塚) | | |
| 14 | Shiyakusho-mae (City Office) (市役所前) | | |
| 18 | Niihama Eki (Niihama Station) 新居浜駅 | | |
| 23 | Tōjo (東城) | every 30~40minutes | |
| 30 | Shimoikeda (下池田) | | |
| 48 | Doi (土居) | | |
| 62 | Enomoto (江之元) | | |
| 68 | Mishima (三島) | ↑ | ↑ |
| 85 | Kawanoe Terminal (Kawanoe Eigyōsho 川之江営業所) | 6:07 a.m. | 5:50 p.m. |

Niihama Terminal (Niihama Eigyōsho 新居浜営業所) —Motozuka (元塚)

—Hirakata (平形) —Takahama Station (多喜浜) —Kuroshima (黒島)

| min. | | First bus | Last bus |
|------|---|--------------------|-----------|
| 0 | Niihama Terminal (Niihama Eigyōsho) (新居浜営業所) | 7:52 a.m. | 6:21 p.m. |
| 12 | Motozuka (元塚) | ↓ | ↓ |
| 15 | Shiyakusho-mae (City Office) (市役所前) | | |
| 17 | Hirakata (平形) | | |
| 18 | Shinonome (東雲) | every 60~90minutes | |
| 24 | Takahama-Eki (Takahama Station) (多喜浜駅) | | |
| 28 | Higashi Kussaki (東楠崎) | | |
| 31 | Higashihama (東浜) | ↑ | ↑ |
| 33 | Kuroshima (黒島) | 6:48 a.m. | 5:25 p.m. |

Hirose Kōen (広瀬公園) — Niihama Terminal (Niihama Eigyōsho 新居浜営業所)
 — Takihama Station (Takahama-Eki 多喜浜駅)

| (min.) | | First bus | Last bus |
|--------|---|--------------|-----------|
| 0 | Hirose Kōen (Hirose Park) (広瀬公園) | 7:10 a.m. | 6:15 p.m. |
| 3 | Nishinohana (西の端) | ↓ | ↓ |
| 7 | Takinomiya (滝の宮) | | |
| 9 | Nishinodoi (西の土居) | | |
| 16 | Niihama Terminal (Niihama Eigyōsho) (新居浜営業所) | | |
| 28 | Motozuka (元塚) | 9 runs a day | |
| 32 | Rōsai Byōin-mae (hospital) (労災病院前) | | |
| 34 | Nakasawazu (中沢津) | | |
| 37 | Hachiman-mae (八幡前) | | |
| 39 | Habu (垣生) | ↑ | ↑ |
| 43 | Takahama-Eki (station) (多喜浜駅) | 7:00 a.m. | 5:07 p.m. |

Imabari Terminal (Imabari Eigyōsho 今治営業所) — Komatsu (小松)
 - Niihama Terminal (Niihama Eigyōsho 新居浜営業所) - Niihama Eki (新居浜駅)

| min. | | First bus | Last bus |
|------|--|--------------------|-----------|
| 0 | Imabari Terminal (今治営業所) | 7:03 a.m. | 6:08 p.m. |
| 52 | Komatsu Sōgō shisho-mae (小松総合支所前) | ↓ | ↓ |
| 56 | Himi (氷見) | | |
| 60 | Ishizuchi Jinja-mae (石鎚神社前) | | |
| 65 | Kamogawa-bashi (加茂川橋) | | |
| 68 | Saijō Noborimichi (西条登り道) | | |
| 70 | Saijō Eki-mae (station) (西条駅前) | every 50~80minutes | |
| 72 | Saijō Higashimachi (西条東町) | | |
| 76 | Saijō Saiseikai Byōin-mae (hospital) (西条済生会病院前) | | |
| 88 | Niihama Terminal (Niihama Eigyōsho 新居浜営業所) | | |
| 100 | Motozuka (元塚) | | |
| 103 | Shiyakusho-mae (市役所前) | ↑ | ↑ |
| 107 | Niihama Eki (station) (新居浜駅) | 6:41 a.m. | 6:57 p.m. |

Niihama Terminal (Niihama Eigyōsho 新居浜営業所)ー

Niihama Eki (station) (新居浜駅) ー Yamane (山根) ー Minetopia Besshi (マイントピア別子)

| (min.) | | First bus | Last bus |
|--------|---|---------------------|-----------|
| 0 | Niihama Terminal (Niihama Eigyōsho 新居浜営業所) | 7:05 a.m. | 4:03 p.m. |
| 11 | Motozuka (元塚) | | |
| 18 | Niihama Eki (station) (新居浜駅) | every 60~120minutes | |
| 23 | Tōjo (東条) | | |
| 30 | Yamane Ground (山根グラウンド) | | |
| 39 | Minetopia Besshi (マイントピア別子) | 9:05 a.m. | 5:05 p.m. |

Saijō(西条)ーSōgo Kagaku Hakubutsukan (総合科学博物館) ー Nakahagi(中萩)ー Tōjō(東城)
ー Niihama Eki(新居浜駅) ー Niihama Terminal (Niihama Eigyōsho 新居浜営業所)

| (min.) | | First bus | Last bus |
|--------|--|--------------------|-----------|
| 0 | Saijō Saiseikai Byōin-mae (hospital) (西条済生会病院前) | 6:33 a.m. | 6:30 p.m. |
| 3 | Saijō Noborimichi (西条登り道) | ↓ | ↓ |
| 7 | Saijō Eki-mae (station) (西条駅前) | | |
| 9 | Jizōbara | | |
| 16 | Sōgō Kagaku Hakubutsukan (Prefectural Science Museum) (総合科学博物館) | | |
| 28 | Nakahagi Eki-mae (station) (中萩駅前) | every 50~80minutes | |
| 32 | Nishinohana (西の端) | | |
| 34 | Tōjō (東条) | | |
| 37 | Niihama Eki (station) (新居浜駅) | | |
| 39 | Motozuka (元塚) | ↑ | ↑ |
| 43 | Niihama Terminal (Niihama Eigyōsho 新居浜営業所) | 6:49 a.m. | 6:41 p.m. |

***CAUTION**

The timetable for Sundays and national holidays is different.

You can get more information at the following offices:

Setouchi Bus Niihama Terminal (瀬戸内バス新居浜営業所) TEL (0897) 33-9166

Setouch Basu Shusō Terminal (瀬戸内バス周桑営業所) TEL (0898) 72-2211

Ferries

フェリー

The Orange Ferry provides service between Tōyo, Ehime, and Osaka.

To book: TEL (0898) 64-4121 (in Japanese)

URL <https://www.orange-ferry.co.jp/en/kansai/> (in English)



Timetable

Tōyo⇔Osaka (Orange Ehime or Orange Osaka)

| Ship \ Port | Tōyo | Osaka |
|-------------|-------------------|-------------------|
| Orange | 10 p.m. (leave) → | 6 a.m. (arr.) |
| Orange | 6 a.m. (arr.) | ← 10 p.m. (leave) |

Orange Ehime

*There is a free bus from Niihama JR Station to Tōyo port.

(Leaves Niihama Station at 8:10 p.m. Arrives Tōyo port at 9:19 p.m.)

*After arriving at Osaka, you can stay on the ferry till 8:00 a.m.

A buffet breakfast is available.

*You can board on Saturdays and Sundays at 7:30 p.m.; on other days at 8:00 p.m.

Orange Osaka

*There is a free bus from Tōyo Port to Niihama JR station.

Applicants should ask for a ticket at Osaka Nankō ferry port counter or on board.

(Leaves Tōyo Port at 6:20 a.m.; Arrives at Niihama station at 7:28 a.m.)

*After arriving at Tōyo Port, you can stay on the ferry till 7 a.m.

*You can board on Saturdays and Sundays from 7:30 p.m.; on other days from 8:00 p.m.

Direct Bus from Ferry Terminal to Kansai Airport

(Adult ¥1,600 / Child ¥800)

| | | | |
|-------------------------------|-------------|-------------|----------------|
| Osaka Nankō Ferry Terminal | 7:10 a.m. → | 7:56 a.m. | Kansai Airport |
| | 8:47 p.m. | ← 9:35 p.m. | |

shuttle

Shuttle Bus to Universal Studios Japan

Adult ¥1,670 / Child (6~11years old) ¥910

TEL (0898) 64-4121



The bus goes from Osaka Nankō Ferry Terminal to Universal Studios Japan. It takes 40 minutes.
Reservations required.

Ōshima-Tokaisen Ferry in Niihama between Kuroshima and Ōshima

First ferry 6:45 a.m. Last ferry 9:30 p.m.; one every hour.

Adult fare ¥60 Child fare ¥30

To get to the ferry terminal, take a bus for Kuroshima.

